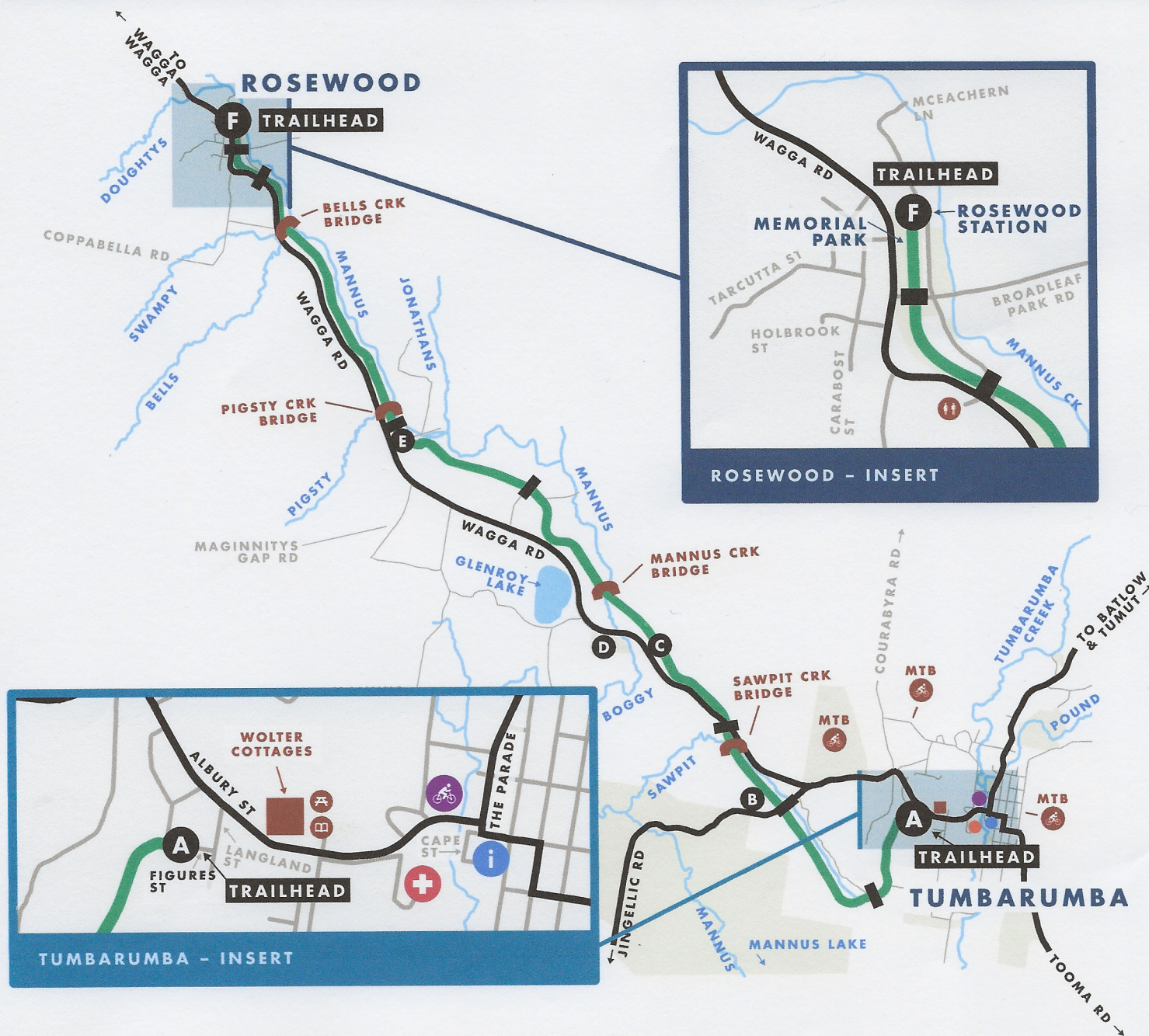



TUMBARUMBA TO ROSEWOOD



- Rail trail
- Major road
- Minor road
- River/creek
- Bridge
- Road crossing

- A Figures Street Trailhead
- B Hyne Timber Mill
- C Glenroy Station
- D Pioneer Womens Hut
- E Wolseley Park Station
- F Rosewood Station


- Visitor info
- Pump track
- MTB track
- Hospital



TUMBARUMBA

ELEVATION
FLAT <2% GRADIENT)

ROSEWOOD





Newsroom



9 APRIL 2020

The Tumbarumba to Rosewood Rail Trail officially opens



After years of campaigning for more rail trails in NSW by [Bicycle Network](#) and decades of hard work dedication from the [Riverina Highlands Rail Trail Inc.](#) and the Tumbarumba to Rosewood Rail Trail

[Privacy](#) - [Terms](#)